




Version

<input type="checkbox"/>	<input type="checkbox"/>	<input type="checkbox"/>
		
<p>Original Seat angle not adjustable back angle fixed in conjunction with basic backrest hinge adjustable in combination with RCA 1.0 or 1.5 backresthinge For an active sitting position</p>	<p>Active (WorkHopper) Seat angle and backrest angel adjustable only in combination with the RCA 1.0 or RCA1.5 backrest hinge For an Active sitting position</p>	<p>Relax (ActiveRelaxHopper) Seat angle and backrest angel adjustable only in combination with the RCA 1.0 or RCA1.5 backrest hinge The angle of adjustment is large (Stand-up function, lay down function)</p>
Heavy Duty version max 150 kg	Not available in a Heavy Duty version	Heavy Duty version max 150 kg
Default	€ 1.569	€ 1.756
	Art : 131-000 X X	ART : 800-40730

Removable seat unit

	
Removable seat unit *only available in Original version	
€ 586	
Art : 800-40129	

Seat width (C)

<input type="checkbox"/>	<input type="checkbox"/>	<input type="checkbox"/>	<input type="checkbox"/>	<input type="checkbox"/>	<input type="checkbox"/>	<input type="checkbox"/>	<input type="checkbox"/>	<input type="checkbox"/>	Surcharge Heavy Duty Version
34cm	36,5cm	39cm	41,5cm	44cm	46,5cm	49cm	51,5cm		
Default	Default	Default	Default	Default	Default	Default	Default		
Art : 800-40134	Art : 800-40136	Art : 800-40139	Art : 800-40141	Art : 800-40144	Art : 800-40146	Art : 800-40149	Art : 800-40151		
<input type="checkbox"/>	<input type="checkbox"/>				<input type="checkbox"/>	<input type="checkbox"/>	<input type="checkbox"/>	User weight from 120 kg	
29cm	31,5cm				54cm	56,5cm	59cm		
Upon request	Upon request				Upon request	Upon request	Upon request		
Art : 800-40129	Art : 800-40131				Art : 800-40154	Art : 800-40156	Art : 800-40159	€ 559	


Frame length (J)

<input type="checkbox"/>	<input type="checkbox"/>	<input type="checkbox"/>
34cm	40cm	45cm
Recommended seat depth 37,5 - 42,5 cm	Recommended seat depth 42,5 - 50cm	Recommended seat depth 45 - 50cm
Art : 800-40034	Art : 800-40040	Art : 800-40045

brackets for transportation

<input type="checkbox"/>
€ 314 4 attachment points welded to the frame. Suitable for securing the wheelchair by means of 4-point strap system
Art : 200-20021




Frame colour

<input type="checkbox"/>	<input type="checkbox"/>
Matt Black RAL 9005	Special - Uni
Default	€ 277
	Specify desired RAL color at www.ralkeuren.com
Art : 800-40340	Art : 800-40350

Camber (X)

<input type="checkbox"/>	<input type="checkbox"/>	<input type="checkbox"/>
0°	3°	6°
Default	€ 54	€ 80
Art : 800-40400	Art : 800-40403	Art : 800-40406



Footrest (U)

<input type="checkbox"/> Set 	<input type="checkbox"/> Links 	<input type="checkbox"/> Rechts 
Folding 2 pieces	Comfort-leg rest (seat width 36,5 cm and up)	
Legrest, lower leg length adjustable, removable, swing away with angle adjustable foot plates	Legrest, lower leg length adjustable, removable, swing away with angle adjustable foot plate	
Default	€ 261	€ 261
Art : 800 - 30000	Art : 800-31010	Art : 800-31020




Seat depth

<input type="checkbox"/> 37,5cm	<input type="checkbox"/> 40cm	<input type="checkbox"/> 42,5cm	<input type="checkbox"/> 45cm	<input type="checkbox"/> 47,5cm	<input type="checkbox"/> 50cm
					Not in combination with RCA1.5
Art : 800-40537	Art : 800-40540	Art : 800-40542	Art : 800-40545	Art : 800-40547	Art : 800-40550

Seating

<input type="checkbox"/> 	<input type="checkbox"/> 
Flat seat, expanded metal, not in combination with RCA 1.0. For inlaycushion	Ergonomic contour seat cushion, padded
€ 373	€ 628
Art : 100-142 x x	Art : 100-122 x x




Backrest hinge

<input type="checkbox"/> 	<input type="checkbox"/> 	<input type="checkbox"/> 
Basic	RCA 1.0	RCA 1.5 i.c.m. external cushion
Back Foldable back angle mechanically adjustable	Backrest-hinge centered	Backrest-hinge 2,5 cm rearpositioned
(adjustment range 85 to 115 °)	By user manually per 3 ° adjustable (adjustment range 0 - 85 to 115 °) RCA = Remote Continuous Adjustable	
Default	€ 984	€ 984
Art : 100-38000	Art : 100-32000	Art : 100-36000





Positie RCA Backrest hinge

<input type="checkbox"/> Left on the frame	<input type="checkbox"/> Right on the frame
Art : 100-51030	Art : 100-51040

Backrest shape

<input type="checkbox"/> 	<input type="checkbox"/> 	<input type="checkbox"/> 
Straight	Ergonomic, anatomic backrest height from 40cm	Backrest for women, ergonomic, anatomic backrest height from 40cm
Default	€ 474	€ 612
Art : 100-225 x x	Art : 100-200 x x	Art : 100-220 x x

Backrest height

<input type="checkbox"/> 	<input type="checkbox"/> 	<input type="checkbox"/> 	<input type="checkbox"/> 
Height 35cm	Height 40cm	Height 45cm	Height 50cm
Art : 800-42135	Art : 800-42140	Art : 800-42145	Art : 800-42150

Backrest cover Colour




<input type="checkbox"/>	<input type="checkbox"/>	<input type="checkbox"/>	<input type="checkbox"/>	<input type="checkbox"/>	<input type="checkbox"/> Spare backrest cover
Red	Black	Dark blue	Yellow	BlueGreen	Color:
Default	Default	Default	Default	Default	€ 102
Art: 100-401 x x	Art: 100-402 x x	Art: 100-405 x x	Art: 100-407 x x	Art: 100-408 x x	Art: 100-40x x x

Wheel diameter


For possible seating heights, we refer to our technical measuring sheet

<input type="checkbox"/>	<input type="checkbox"/>	<input type="checkbox"/>
24" + 1 - (25-540)	25"	26"+ 2 - (25 - 590)
Default	€ 128	€ 128
Art: 800-41024	Art: 800-41025	Art: 800-41026






Rear wheel (set, with Quick Release)

<input type="checkbox"/> Set	<input type="checkbox"/> Set	<input type="checkbox"/> Set	<input type="checkbox"/>
			Lichtweight Spinergy-wheels - Set
	Rear wheel with drumbrake (with black rim) only in 24", push handle recommended	Reinforced *Mandatory for Heavy Duty version	
Default	€ 1.197	€ 421	Upon request
Art : 800-41024	Art : 991 - 42 x x x	Art : 991 - 2 X 202	Art : 991 - 43 x x x

One hand drive

Drive Left	<input type="checkbox"/>	Drive Right	<input type="checkbox"/>
			
One hand drive seat height 2 cm higher (front and back) not possible with 6° camber, only in 24"			
€ 1.772			
Art : 991 - 41 x x x			






Rear tire

<input type="checkbox"/>	<input type="checkbox"/>	<input type="checkbox"/>	<input type="checkbox"/>	<input type="checkbox"/>
				
Schwalbe Marathon Plus Evolution - or conceivably good quality	Solid - PU	Schwalbe Right Run Red	Schwalbe Right Run Blue	Schwalbe Right Run Gray
Default	€ 91	€ 0	€ 0	€ 0
Art : 991-67 x 01	Art : 991-67 x 11	Art : 991-67 X 21	Art : 991-67 X 22	Art : 991-67 X 23



Alber drives

<input type="checkbox"/>	E-Fix E35	<input type="checkbox"/>	E-Motion
O4 Frame adaptation - € 111			
Delivered by dealer			




Handrim (set)



<input type="checkbox"/>	<input type="checkbox"/>	<input type="checkbox"/>	<input type="checkbox"/>	<input type="checkbox"/>	CarboLife	
					<input type="checkbox"/>	
Aluminum	TETRA	PARA	ERGO	Stainless steel	Gekko (each)	Curve L Tetra Grip (each)
Default	€ 458	€ 458	€ 495	€ 261	€ 266,00	€ 266,00
	Handrim with extra gripp	Handrim with extra gripp	Handrim with extra gripp			
Art : 800-62x11	Art : 800-62x01	Art : 800-62x02	Art : 800-62x03	Art : 800-62x12	Art : 991 : 624xx	Art : 991 : 624xx

Spoke guard (set)

Set <input type="checkbox"/>		Set <input type="checkbox"/>	
Transparant		O4-logo	
€ 208		€ 187	
Art : 991 - 60 x 01		Art : 991 - 60 x 02	

Breaks

<input type="checkbox"/>	Left	Right	<input type="checkbox"/>	<input type="checkbox"/>	Left	Right	<input type="checkbox"/>	<input type="checkbox"/>	Left	Right	<input type="checkbox"/>
											
Pull brake (pull to lock)				Push brake (push to lock)				Active brake			
Default				Default				€ 165		€ 165	
Art : 800-47103		Art : 800-47203		Art : 800-47104		Art : 800-47204		Art : 800-47106		Art : 800-47206	

<input type="checkbox"/>	Left	Right	<input type="checkbox"/>	<input type="checkbox"/>	Left	Right	<input type="checkbox"/>
							
Long push brake, folding (push to lock)				One-hand wheel brake (push to lock)			
€ 80		€ 80		€ 399			
Art : 800 - 07105		Art : 800 - 07205		Art : 800 - 47110			

Castor wheels (Set)




For possible seating heights, we refer to our technical measuring sheet

<input type="checkbox"/>		<input type="checkbox"/>		<input type="checkbox"/>	
Soft 4" Synthetic		Hard 4" Synthetic		Hard 4" Aluminum	
€ 59		€ 70		€ 155	
Art : 800 - 04001		Art : 800 - 04002		Art : 800 - 04003	



<input type="checkbox"/>		<input type="checkbox"/>		<input type="checkbox"/>	
Hard 5" Synthetic		Hard 5" Synthetic		Hard 5" Aluminium	
Default		€ 70		€ 155	
Art : 800 - 05001		Art : 800 - 05002		Art : 800 - 05003	

<input type="checkbox"/>	
Soft 6" Synthetic	
€ 59	
Art : 800 - 06001	

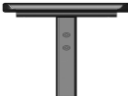

Anti-tip

<input type="checkbox"/>	Left	Right	<input type="checkbox"/>	<input type="checkbox"/>	Left	Right	<input type="checkbox"/>	<input type="checkbox"/>	Left	Right	<input type="checkbox"/>
											
Anti-tip height adjustable				Tip-assist (step tube) fixed (not in combination with 2 anti-tip wheels)				Crutch holder			
€ 165		€ 165		€ 123		€ 123		€ 112		€ 112	
Art : 800 - 44000		Art : 800 - 45000		Art : 800-43000		Art : 800-43500		Art : 800-43010		Art : 800-43510	



Side guard

<input type="checkbox"/> Set 	<input type="checkbox"/> Set 	<input type="checkbox"/> Set 	<input type="checkbox"/>
Side guard, removable, no fender Only in combination with armrests	Side guard, fixed without fender, aluminum	Side guard, fixed with fender, carbon	Opening in Side Shield fixed with fender, Carbon *Mandatory in combination with armrests
€ 133	€ 133	€ 399	€ 123
Art : 100 - 96030	Art : 100 - 96040	Art : 100 - 96010	Art : 100 - 96061



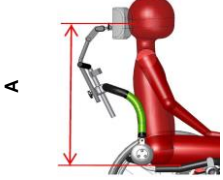
Armrests



<input type="checkbox"/> Set 	<input type="checkbox"/> Set 
In height adjustable armrest, removable, angle fixed. Only when combined with Side guard fixed with fender, only carbon, the side guard will be adjusted. (additional cost)	In height adjustable armrest, removable, angle adjustable Only when combined with Side guard fixed with fender, only carbon, the side guard will be adjusted. (additional cost)
€ 399	€ 511
Art : 100 - 96110	Art : 100 - 96170



Padding

<input type="checkbox"/> Left <input type="checkbox"/> Right 	<input type="checkbox"/> Left <input type="checkbox"/> Right 	<input type="checkbox"/> Left <input type="checkbox"/> Right Costume made
Hemiplegic-arm cushioning (piece)	Arm cushioning long (piece) (Length as standard + 10cm)	commissioned after drawing
€ 250	€ 250	upon request
Art : 100 - 96140	Art : 100 - 96240	Art : 100 - 96130 Art : 100 - 96230

Accessories

<input type="checkbox"/> 	<input type="checkbox"/> 	<input type="checkbox"/> 
Push handle, in height adjustable and removable	Headrest, in height adjustable and removable (Indicate measure A)	Push handle and Headrest in height adjustable and removable
€ 266	€ 266	€ 506
Art : 100 - 210 x x	Art : 100 - 230 x x	art.100-216 xx
A (cm) =		

<input type="checkbox"/> 1 Piece <input type="checkbox"/> 2 Pieces 	<input type="checkbox"/> 1 Piece <input type="checkbox"/> 2 Pieces 
Tension strap for back, adjustable, out of Seat-E-Lastica, 5 cm wide <i>Not mounted</i>	Tension strap for back, adjustable, out of Seat-E-Lastica, 10 cm wide <i>Not mounted</i>
€ 80	€ 160
Art : 100 - 46001	Art : 100 - 46002

<input type="checkbox"/> 	<input type="checkbox"/> 
Incontinence cover	Extra Seating cover
€ 133	€ 133
Art : 100 - 112 x x	Art : 100 - 111 x x

<input type="checkbox"/> 	<input type="checkbox"/> 	<input type="checkbox"/> 
Calf band	Safety belt	Purse under the seat
€ 38	€ 102	€ 91
Art : 800 - 01001	Art : 800-01002	Art : 800 - 01010

The wheelchair is crashtest safe complies to ISO 7176-19 for transport in taxi, fixed seated in the wheelchair.

Fill out the form completely and send it to. : +31 (0) 315 396 909 (fax) or mail to info@o4wheelchairs.com

All our deliveries are subject to the General Conditions for the Supply of Mechanical, Electrical and Electronic Products (Orgalime S2000) as published by the Orgalime, The European Engineering Industries Association.

⁴ Wheelchairs Markenweg 9, 7051 HS Varsseveld, The Netherlands Phone: +31 (0) 315 396 900 E: info@o4wheelchairs.com I: www.o4wheelchairs.com